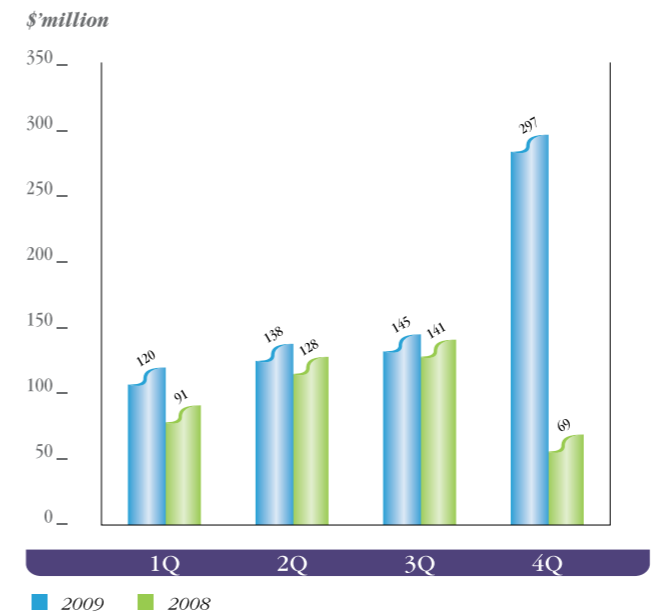


Group Quarterly Results

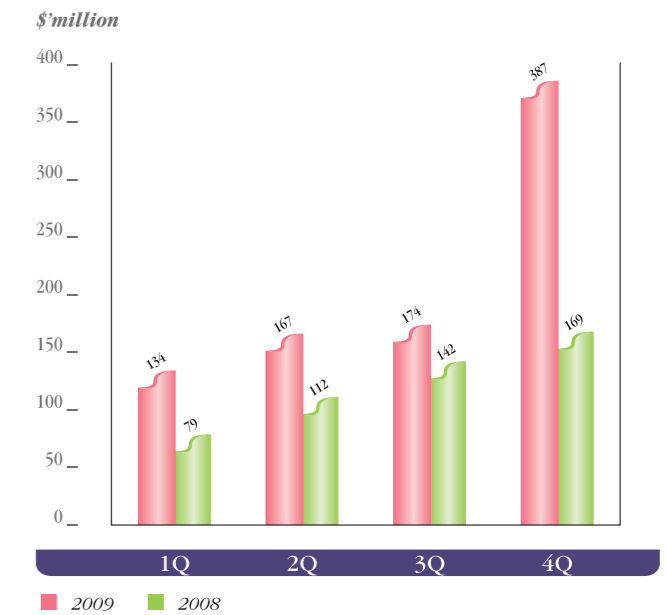
| 2009 (\$'000) | 1 Q | 2 Q | 3Q | 4Q | Total |
|----------------------------|-----------|-----------|-----------|-----------|-----------|
| Turnover | 1,363,494 | 1,497,618 | 1,520,411 | 1,343,219 | 5,724,742 |
| Operating Profit | 134,603 | 166,731 | 173,985 | 387,035 | 862,354 |
| EBITDA | 152,175 | 184,794 | 192,029 | 408,604 | 937,602 |
| Profit before Tax | 151,285 | 178,864 | 182,638 | 394,848 | 907,635 |
| Attributable Profit | 120,199 | 138,053 | 144,618 | 297,248 | 700,118 |
| Earnings per share (cents) | | | | | |
| Year-to-date | 5.85 | 12.56 | 19.58 | 34.02 | |
| Earnings per share (cents) | | | | | |
| In-quarter | 5.85 | 6.71 | 7.02 | 14.44 | 34.02 |

| 2008 (\$'000) | 1 Q | 2 Q | 3Q | 4Q | Total |
|----------------------------|---------|-----------|-----------|-----------|-----------|
| Turnover | 916,118 | 1,386,093 | 1,144,246 | 1,617,491 | 5,063,948 |
| Operating Profit | 79,464 | 111,455 | 142,148 | 168,770 | 501,837 |
| EBITDA | 95,234 | 128,332 | 160,586 | 188,392 | 572,544 |
| Profit before Tax | 115,146 | 160,720 | 180,937 | 88,155 | 544,958 |
| Attributable Profit | 91,339 | 128,253 | 140,894 | 69,432 | 429,918 |
| Earnings per share (cents) | | | | | |
| Year-to-date | 4.41 | 10.62 | 17.45 | 20.83 | |
| Earnings per share (cents) | | | | | |
| In-quarter | 4.41 | 6.21 | 6.83 | 3.38 | 20.83 |

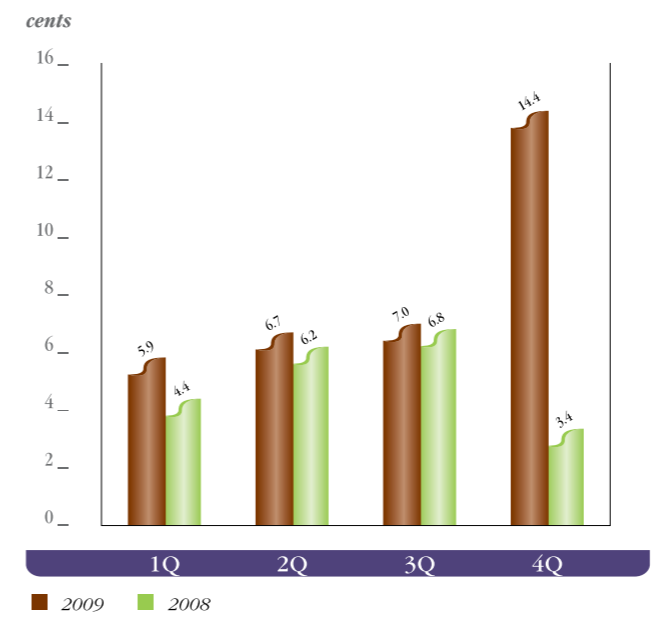
Quarterly Attributable Profit



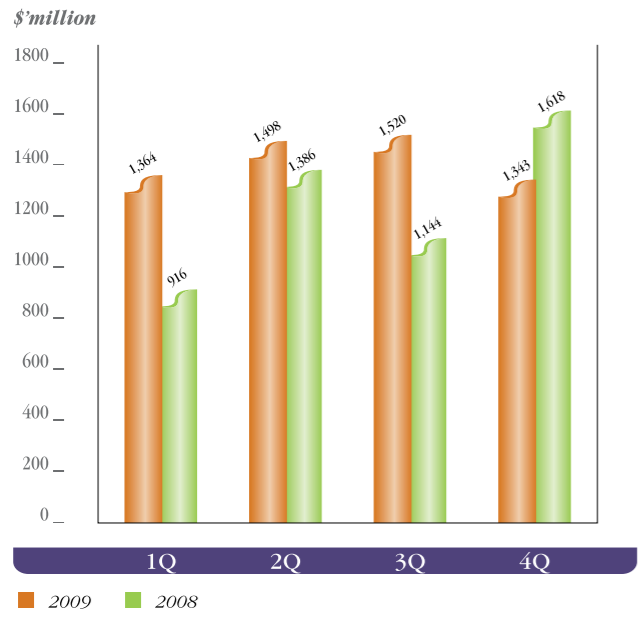
Quarterly Operating Profit



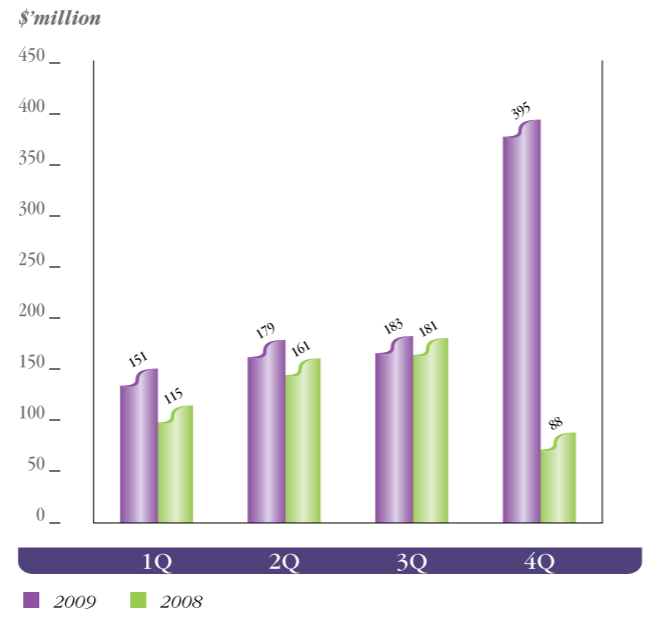
Quarterly Earnings Per Share



Quarterly Turnover



Quarterly Profit Before Tax



FY 2009 AT A GLANCE

- Turnover: \$5.7 billion**
 Increased 13%, driven mainly by rig building sector.
- Attributable Profit: \$700 million**
 Increased 63%, due to operational efficiencies and execution of projects ahead of schedule.
- Earnings Per Share: 34 cents**
 Increased 63%. EPS growth kept pace with attributable profit.
- Total Dividends Per Share: 15 cents**
 Increased 36%, in view of exceptional results for FY 2009.
- Net Asset Value Per Share: 91 cents**
 Increased 42%. Balance Sheet was further strengthened.